

<b><u>Contents</u></b>	<b>Pages</b>
<b>Chapter I – Introduction and Definitions</b>	<b>2</b>
<b>Chapter II - Events and Competitions</b>	<b>3</b>
<b>Chapter III - Participation of Competitors</b>	<b>4</b>
<b>Chapter IV - Medication Control, Anti-Doping and Protection of Competitors and Horses</b>	<b>5</b>
<b>Chapter V - International Para-Equestrian Classification</b>	<b>6</b>
<b><u>Annexes</u></b>	
<b>Annexe 1: International Para-Equestrian Classification</b>	<b>7</b>

## **PREAMBULE**

This edition of the Rules for Para Equestrian Events comes into force on [1<sup>st</sup> January 2006. As from this date, all other texts covering the same matter (other editions and all other official documents) issued previously are superseded.

Although this booklet sets out the detailed Rules of the FEI governing the international Para Equestrian Events, it must be read in conjunction with the Statutes, the General Regulations, the Veterinary Regulations and the relevant Rules for each Discipline.

Every eventuality cannot be provided for in these Rules. In any unforeseen or exceptional circumstances, it is the duty of the Ground Jury to make a decision in a sporting spirit and approaching as closely as possible the intention of these Rules and the FEI General Regulations.

A separate publication, "International Para Equestrian Classification Manual" expands on the interpretation and application of the Rules. The most recent edition is available from the FEI web site: [www.horsesport.org](http://www.horsesport.org).

## **CHAPTER I**

### **INTRODUCTION AND DEFINITIONS**

#### Article PE-1 Purpose

The purpose of FEI Para Equestrian ("PE") is to provide competition opportunities for equestrian competitors with disabilities, to achieve their personal best performance in their chosen discipline, and develop equestrian sport for people with disabilities.

#### Article PE-2 Priority of the Rules for PE Events

1. All FEI PE international Competitions are held under the FEI Rules for PE Events. .
2. In all matters not covered by the present Rules, the Statutes, the General Regulations ("GR"), the Veterinary Regulations ("VR") and the Rules for the relevant Discipline shall apply. The definitions comprised in the GR apply to the present Rules.

## **CHAPTER II**

### **EVENTS AND COMPETITIONS**

#### Article PE-4 General Principle

1. Nations are encouraged to organise and attend international competitions and courses.
2. Only competitions officially sanctioned and approved by the FEI may use the FEI corporate name and logos for that event, subject to the applicable conditions issued by the FEI from time to time.
3. All competitions will be designated by the letters CPE, followed by the discipline abbreviation (eg CPE DI – International Para Equestrian Dressage Competition; CPE AI – International Para Equestrian Driving Competition).

#### Article PE-5 Paralympic Games

1. The term “Paralympic Games” refers to international championship competition organised by a host city in connection with and following the Olympic Games.
2. The Paralympic Games come under the jurisdiction of the International Paralympic Committee (“IPC”). For the Paralympic Games, these rules are supplemented by additional rules and regulations issued by IPC.

#### Article PE-6 Requirements for Organising FEI Competitions

1. For all international competitions, there must be an OC consisting of suitably experienced people, who will organise the competition and liaise with FEI.
2. The OC should include at least one person with PE experience and/or experience in organising equestrian events for equestrians with disabilities.
3. The accommodation, transport and venue must be accessible, ie suitable for people with disabilities – eg wheelchair accessible ramps and/or lifts etc must be provided for all facilities used by the competitors, and the accommodation must be disability friendly.
4. A well-equipped International Para Equestrian Classification centre must be provided as set out in Annex 1.
5. The scoreboard and any other notices shall be of a size and in a location where it is easy to read both standing and from a wheelchair. A conventional scoreboard should be used in addition to any electronic ones. Running and final scores should be posted on the conventional scoreboard.

6. Mounting blocks and/or ramps conveniently shall be placed for every dressage competition and in training and stable area. Mounting blocks or similar may also be required for medal giving ceremonies.

7. The OC is responsible for the travel expenses of all FEI appointed officials from the officials' home address, for accommodation and food; also for providing transport for transfer from and to the airport or railway station on arrival and departure, and between the accommodation and the venues. Officials may also make their own arrangements for travel, to be reimbursed by the OC.

8. Para Equestrian officials should be accommodated in a separate building, or a separate part of the building, from the competitors and their officials. They should take their meals at separate tables from the teams, although they may be in the same room.

## **CHAPTER III**

### **PARTICIPATION OF COMPETITORS**

#### Article PE-7 Eligibility

1. Competitions may be open to all people with disabilities that are eligible under the FEI Rules for the relevant Discipline or Event. Competitions may be restricted to specific categories, such as invited nations or groups of individuals (eg Young Riders/Drivers, Visually Impaired riders).

2. All PE competitors must conform to PE minimum disability rules, and must have their impairment assessed by PE accredited classifiers (refer to Chapter V and Annex 1). Competitors must carry their International PE Classification Card(s) ("IPEC-IDC(s)") with them at all times during an Event. This card lists their name, date of birth, profile number, nation, national number, Grade and the compensating aids/equipment that may be used, and any other information that from time to time may be required. Competitors participating in more than one Para Equestrian Discipline may require more than one IPEC-IDC.

3. All competitors must provide themselves with a horse to ride/drive at all competitions ("own horses"), except for specific Events with borrowed horses. The conditions relating to borrowed horses are set out in GR Article 116 and the relevant Rules for each Discipline. Teams and individual competitors are required to provide their own necessary personal support staff. The OC is not responsible for providing staff or helpers for competitors, or grooms for the horses.

All competitors must be in possession of a licence issued by their NF according to GR Articles 134 (Registration of Competitors) and 123

(Nationality status of competitors and competitors living abroad). Entries may only be submitted through the competitor's NF.

#### Article PE-7 Dress and Helmet

1. All competitors must be neatly and correctly dressed for the relevant Discipline at all times when mounted and dismounted.
2. A suitable riding hat/helmet must be worn whilst mounted. It must be of international safety standard and have a well fitting chinstrap and a three or four point harness. The peak (if any) must be soft and flexible. Chinstraps must be fastened at all times when mounted. See also the relevant Rules for each Discipline

#### Article PE-8 Compensating Aids/Assistance for Competitors

The conditions relating to compensating aids/assistance for competitors are set out in Chapter V and supplemented by the International Para Equestrian Classification Manual and the relevant Rules for each Discipline.

## **CHAPTER IV**

### **MEDICATION CONTROL, ANTI-DOPING AND PROTECTION OF COMPETITORS AND HORSES**

#### Article PE-9 Applicable Anti-Doping Rules

1. All competitors participating in any FEI Competition or Event agree by their participation to comply with the provisions outlined in the World Anti-Doping Code and any and all annexes, subject to modifications by any of the governing bodies of the FEI as may be published from time to time.
2. Any Person Responsible for his horse as defined by the GR agree by their participation to comply with the provisions concerning Prohibited Substances and Medication Control outlined in the GR, the VR and other set of equine anti-doping and medication control rules approved from time to time by the FEI.

#### Article PE-10 Therapeutic Use Exemption ("TUE")

1. All drugs and medicines used by competitors and horses must be declared on the entry form. Teams may apply for exemption to use Prohibited Substances or Prohibited Methods used by their competitors and horses through TUE procedures administered by the FEI.
2. Other than when administered in the event of an emergency by or on the orders of the medical delegate or a member of the official medical team,

any competitor with a documented medical condition requiring the use of a Prohibited Substance or a Prohibited Method must first obtain a TUE.

3. The conditions of issuance of a TUE are specified either, for the competitor, in the FEI Anti-Doping Rules for Human Athletes in conjunction with WADA International Standard for TUEs or, for the horse, in the VRs.

## **CHAPTER V INTERNATIONAL PARA EQUESTRIAN FUNCTIONAL CLASSIFICATION (IPEC)**

### Article PE-11 Principles of Classification

The classification requirements and processes are described in Annex 1 of the present Rules. The present Rules are supplemented by the IOC General Regulations Chapter 5 – Principles of Classification and the International Para Equestrian Classification Rules and Manual.

### Article PE-12 International PE Classifiers

For all FEI Championships, Regional, Continental, World and the Paralympic Games events the Para Equestrian Committee will appoint the required number of international status PE classifiers from different nations, according to the specific Rules for each Discipline. For other events the NF/OC should appoint at least two PE classifiers of two different nationalities, with one of these classifiers being of international status, according to the relevant Rules for each Discipline.

### Article PE-13 Prior Assessment of the Competitor

Before any Para Equestrian competitor can be eligible to compete at an international event, he or she must be assessed by PE accredited classifiers and must have been assigned to a Grade according to the IPEC rules set out in Annex 1.

### Article PE-14 Facilities for Classification

OCs must provide appropriate facilities for PE classification as detailed in Annex 1 of the present Rules and in PE Classification Rules.

## **ANNEX 1**

### **INTERNATIONAL PARA EQUESTRIAN CLASSIFICATION (IPEC)**

#### 1. Description of IPEC Requirements and Processes

1.1. Classification for people with disabilities is an attempt to ensure fair equestrian competition for FEI PE competitions. All competitors with a disability who intend to enter national or international competitions must produce a certificate that states their full medical diagnosis. The impairment is assessed and the resulting functional profile is graded alongside other profiles that should have similar ability when mounted.

1.2. There are five Grades for dressage and two for carriage driving. They range from Grade Ia for the most severely impaired dressage riders, to Grade IV for the least impaired. The competition within each Grade can then be judged on the skill of that competitor on that horse regardless of the competitor's disability.

1.3. Before any Para Equestrian competitor can be eligible to compete at an international event, he or she must be classified by PE accredited classifiers and must have been assigned to a Grade.

1.4. "An impairment is any loss or abnormality of psychological, physiological or anatomical structure or function" (W.H.O. 1990:27). Impairments may be broadly classified as locomotor, sensory, mental, or other impairments. This system for the classification of impairment is simple to use, flexible enough to apply to all impairments, sport specific, and it is acceptable to the competitor. Some impairments are not capable of being classified.

1.5. Amongst competitors with disabilities, there are many different types of impairments. To provide meaningful competition for such competitors it is necessary that competitors with similar levels of impairment can compete together. The "Profile System" fulfils this criterion. The system is used for classifying all FEI Para Equestrian competitors. The classification of impairment into easily recognised categories, and the grouping of these categories into Grades for competition facilitates this aim. The Profiles are versatile but tight, easy to use and understand, and have been made sport specific.

1.6. In any sport, certain areas of the body are more important than others. A "weighting system" has been designed to take account of the areas most important for riding and/or driving. These weightings have been used in conjunction with the Profile System in order to produce more equitable competition.

1.7. During classification it is essential to ensure that only impairment is assessed, not skill. Competitors must not be assessed while riding/driving, as this could pre-empt the competition, with an especially skilled competitor appearing to be less impaired than is actually the case. Occasionally it may be necessary to check the balance when mounted.

1.8. However, all competitors should be observed during practice and during competition by the classifiers in attendance at the competition. This is to confirm that the impairment recorded during the assessment is the same as that seen when mounted. The Technical Delegate (or his representative) should be present during this observation. Any competitor moving limbs that appeared incapable of movement during the assessment, may be requested to attend a reclassification session. Video evidence and results of random muscle tests may be used as evidence in exceptional circumstances.

1.9. Competitors with recovering and deteriorating conditions must have been reclassified within 6 months of World Championships/Games and Paralympic Games. It is up to the nation to arrange for the reclassification. The competitor can be checked at the above events, but in cases where there may be recovery, this could result in changing to a higher Grade, and consequently different tests to be passed by the competitor.

1.10. Classification is a statement of fact, not a test, and the judgement of the competitor's ability on the horse is the function of the competition, not the classification. The purpose of the competition is to reward skill: classification must therefore not penalise those who have achieved a high skill level.

1.11. The grouping of profiles into Grades is designed in order that competitors may compete against their peers, or, if their nation so wishes, at a higher level (against those with less impairment). Competing at a lower level (against those with greater impairment) is not allowed. To maintain fairness, unclassifiable impairments are excluded from competitions.

1.12. Further details of the Profile Classification System may be obtained from FEI PE Department.

## 2. Classification Process and Requirements

2.1. After the closing date of entries, the Organising Committee must send the list of competitors entered, their nation, Profile number and Grade, to the Chief Classifier at least two weeks before the competitors arrive at the competition. The list will be checked and returned to the OC, verifying those that are classified and a list of those that need to be classified, or re-examined. A list of special compensating aids used by the competitor will also be sent to the OC. This list must be given to the Technical Delegate and to the Chief Steward for the Event. The compensating aids can be checked in training and when leaving the competition arena. The list should also be given to the judges, so that they are aware that the competitor is allowed a commander or caller etc.



2.2. The OC is responsible to schedule all necessary competitor classifications to take place before the start of competition. Forty-minute periods should be designated for each appointment, with adequate meal times and breaks scheduled for the classifiers. Competitors shall be sent the date and time of their scheduled classification appointment prior to the event, or immediately upon their arrival at the competition.

2.3. A clean, private examination room shall be made available for all classification appointments. The room shall be equipped with an examination bed with a pillow, four or five chairs, a table and stool, drinking water, and a towel, with washing facilities nearby. 2.4. The area shall be large enough to accommodate the classifiers, the competitor and his or her representative.

2.5. An appropriate waiting area shall be provided near the examination room.

2.6. The classifiers shall be assigned an Administrative Assistant. In addition to administrative duties such as photocopying, the Administrative Assistant shall ensure that competitors arrive for their scheduled appointments, communicate with team Chefs d'Equipe if necessary, convey classification results to the OC as soon as possible, and arrange for competitors to be assessed mounted if required by the classifiers.

2.7. A private area is to be provided nearby the competition arena for the classifiers (including the host nation's own classifiers who wish to be present) to observe the competitors and discuss their classification without being overheard.

2.8. For a competitor to be assessed mounted, if required, the time and place are to be agreed upon by the competitor, the OC, Chef d'Equipe, the Technical Delegate and the classifiers. This is a classification assessment; the competitor's skill shall not be considered during this assessment.

### 3. Personnel - Roles and Responsibilities

3.1 Classification for international competition must be carried out by two international accredited PE classifiers. The two classifiers may do the classification together or separately, but one classifier must be from a different nation to the rider. It is helpful to have a Technical Delegate in attendance or available.

3.2 Classification for Profile 36 and 37 must be carried out by an ophthalmologist or optical doctor and for Profile 39 by a psychologist.

3.3 Physiotherapists and medical doctors approved by the Para Equestrian Technical Committee must be experienced in handling competitors with a disability, and have a clear understanding of the profile system of classification. In addition, the role of the medical doctor includes advising on any medical queries.

#### 4. Procedure

4.1 All competitors shall be classified nationally 6 -12 months before the competition. Following the assessment each competitor is given a Profile of Functional Ability. The competitor will be given a copy of the assessment card. An IPEC-ID Card will be sent to the competitor. On this IPEC-ID Card is printed the Profile of Functional Ability, the Grade and the compensating aids allowed for that competitor to participate in Para Equestrian Competitions. If a compensating aid is outside the standard aids listed in the classification manual, a photograph of the aid may be attached to the IPEC-ID Card.

4.2 Classification shall be carried out in a courteous and professional manner, with appropriate testing only.

4.3 At international Competitions the national classification will be checked by an international classifier on arrival or during the training period before the competition. During the classification, only the necessary personnel shall be present: the competitor and one representative, who shall either be the competitor's Chef d'Equipe, team physiotherapist, or another person requested by the competitor to act as their representative.

4.4 The competitor's representative shall not speak during the classification process unless directly addressed, or unless a protest is made to preserve the dignity of the competitor. The competitor has a right to terminate the classification process at any time, for a valid reason. If the competitor terminates the classification for any reason, that competitor may be asked to withdraw from the competition. If a competitor refuses to be classified this automatically excludes him or her from the competition. If a protest is lodged against the procedure or of the result of the classification, the appropriate Jury must investigate that protest as soon as possible.

4.5 All competitors should be encouraged to show their full capability whilst being classified. Prostheses should be worn for riding, unless the type or shape of the prosthesis would disadvantage the competitor or cause discomfort to the horse. All should be observed riding/driving following their classification. They must then ride/drive with all special equipment or prostheses they may need. No competitor shall be permitted to compete wearing or using any prostheses or special equipment that has not been included in the classification procedure.

#### 5 Dressage Trainer's Guide to Profiles of Impairment

PROFILE 1: Almost no use in four limbs. Need to use an electric wheelchair, or be pushed in a manual wheelchair. Usually has very poor trunk control.

PROFILE 2: Almost no use in four limbs, but can bend elbows and just about push a manual wheelchair. May need to use an electric wheelchair for long distances. Has poor trunk control.

PROFILE 3: Wheelchair user with very poor balance and inability to grip and release objects. Has poor trunk control.

PROFILE 4: Almost no use in all four limbs, but good trunk control. Usually able to push a wheelchair in some way. Mainly use their seat to control the movement of the horse.

PROFILE 5: Wheelchair user with difficulty controlling the limbs when trying to perform any activity. Often has moderate trunk control.

PROFILE 6: Wheelchair user with poor trunk control and slightly weak hands, or lack of control in the arms.

PROFILE 7: Wheelchair user with good use in only one arm; may need to use an electric wheelchair if unable to push a manual chair. Difficulty with trunk control.

PROFILE 8: Wheelchair user with some control of trunk and slightly weak hands or arms. Minimal loss of trunk control.

PROFILE 9: Wheelchair user with good use in arms, but only upper trunk control. Unable to perform a pelvic tilt. No lower trunk control (T1-T5).

PROFILE 10: Wheelchair user with good use of trunk and arms, but unable to use the hips to assist trunk movement. Able to perform a pelvic tilt with difficulty. Difficulty with trunk control (T5-T10)

PROFILE 11: Wheelchair user with good control of trunk, arms, and some control of hips. Good pelvic tilt. (T10-L3)

PROFILE 12: All four limbs severely impaired, but able to walk. Fair to moderate trunk control

12a: Severe difficulty controlling all four limbs when performing an activity.

12b: Severe deformity in all four limbs.

PROFILE 13: Able to walk, but has poor use of three limbs and usually uses a stick in the good hand. Trunk control varies; it is often fair to moderate.

PROFILE 14: Able to walk, but one side of the body is of little use; usually can balance unaided only on the good leg. The imbalance of the body makes it difficult to balance on the horse.

PROFILE 15: Able to walk, but one side of the body is minimally impaired. Although there is imbalance it is easier to balance on the horse.

PROFILE 16: One upper limb with little or no use.

PROFILE 17: Able to walk, but both lower limbs are severely impaired, acting more like props. May need crutches or sticks to walk.

17a: Very little or no functional use of pelvis. Unable to control the horse from the pelvis.

17b: Good control of pelvis. Able to control the horse from the pelvis.

PROFILE 18: Able to walk, but one limb severely impaired, used like a prop, the other leg better but not normal.

18a: Very little or no function in pelvis. Unable to control the horse from the pelvis.

18b: Good control of pelvis. Able to control the horse from the pelvis.

PROFILE 19: Able to walk, one leg severely impaired, used like a prop, other leg normal.

19a: An amputee who rides without a prosthesis. Stump 10cm (4ins.) or less.

19b: Paresis or an amputee who rides with a prosthesis.

PROFILE 20: Able to walk and run but both legs impaired slightly e.g. a slight to moderate diplegic. (50% or less of the lower leg remaining)

PROFILE 21: Both arms severely impaired or may be absent.

PROFILE 22: Both arms slightly impaired, but able to grip reins with or without prosthesis. Base line scores will be used to determine if rider is eligible for Para Equestrian competitions.

PROFILE 23: One leg slightly impaired (50% or less of lower leg remaining); can usually run if fit enough. Amputation through the forefoot is not eligible.

PROFILE 24: One arm slightly impaired, unable to grip rein with one hand. Base line scores will be used to determine if rider is eligible for Para Equestrian competitions.

PROFILE 25: Very short stature (at least 30.5cm (12 ins) shorter than average) due to extreme shortness of limbs. (i.e. achondroplasia)

PROFILE 26: Mild impairment in all four limbs.

26a: Impairment of coordination

26b: Impairment of power or range

PROFILE 27: Opposite arm and leg severely impaired or absent.

PROFILE 28: Both hips impaired causing difficulty walking, usually a waddling gait. The hip impairment must be sufficient to cause poor or no pelvic control.

PROFILE 29: Both shoulders impaired.

PROFILE 30: Deformity or weakness of trunk.

PROFILE 31: Able to walk, but both legs severely impaired. Arms moderately to slightly impaired. Trunk control varies; it is often fair to moderate.

PROFILE 32: Able to walk, but both legs moderately impaired. Arms severely impaired. Trunk control varies, it is often fair to moderate.

PROFILE 36: Totally blind. (B1)

PROFILE 37: Visually impaired.

37a: Partially sighted (B2)\*

37b: Partially sighted (B3)\*

PROFILE 38: Hearing impaired.

PROFILE 39: Learning impaired. For further details, apply to Para Equestrian.

PROFILE 42: A non-specific impairment that is variable and difficult to measure or grade. For example: obesity, asthma, skin disease, epilepsy, haemophilia, wear and tear of joints due to advancing age, lack of, or problems with, internal organs, pain caused by conditions which do not result in objective impairment, and general debilitating disease.

PROFILE 48: Able bodied people.

\* DEFINITION OF BLIND AND VISUALLY IMPAIRED RIDERS

B1 No light perception in either eye up to light perception, but inability to recognize the shape of a hand at any distance or in any direction.

B2 From ability to recognise the shape of a hand up to visual acuity of 20/60 and /or visual field of less than 5 degrees.

All classification in best eye with best correction.

These functional profiles are grouped in the following way for dressage.

DRESSAGE FOR RIDERS WITH DISABILITIES

1. Grades and Profiles

GRADE	PROFILES
Ia	1, 2, 3, 5, 7, 12a, 13
Ib	4, 6, 9, 10a, 11a, 12b, 31a

Mainly wheelchair users with poor trunk balance and or impairment of function in all four limbs, or no trunk balance and good upper limb function, or moderate trunk balance with severe impairment of all 4 limbs.

Grade Ia and Grade Ib may be combined.

-----

II	8, 10b, 11b, 14, 17a, 18a, 27, 31b, 32
----	--

Mainly wheelchair users, or those with severe locomotor impairment involving the trunk and with good to mild upper limb function, those with severe arm impairment and slight leg impairment or severe unilateral impairment.

-----

III	15, 17b, 18b, 19a, 21, 25, 26a, 28, 36, 39
-----	--

Usually able to walk without support. Moderate unilateral impairment, or moderate impairment in four limbs, severe arm impairment. May need a wheelchair for longer distances or due to lack of stamina. Total loss of sight in both eyes, or intellectually impaired. Blacked out glasses or blind fold must be worn by Profile 36 riders.

-----

IV	16, 19b, 20, 22, 23, 24, 26b, 37a
----	-----------------------------------

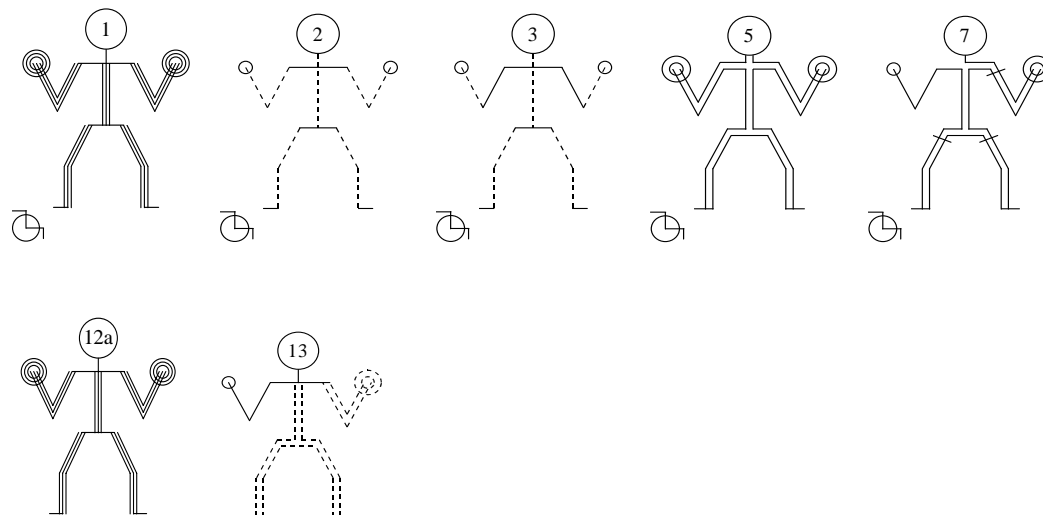
Impairment in one or two limbs, or some visual impairment.

-----

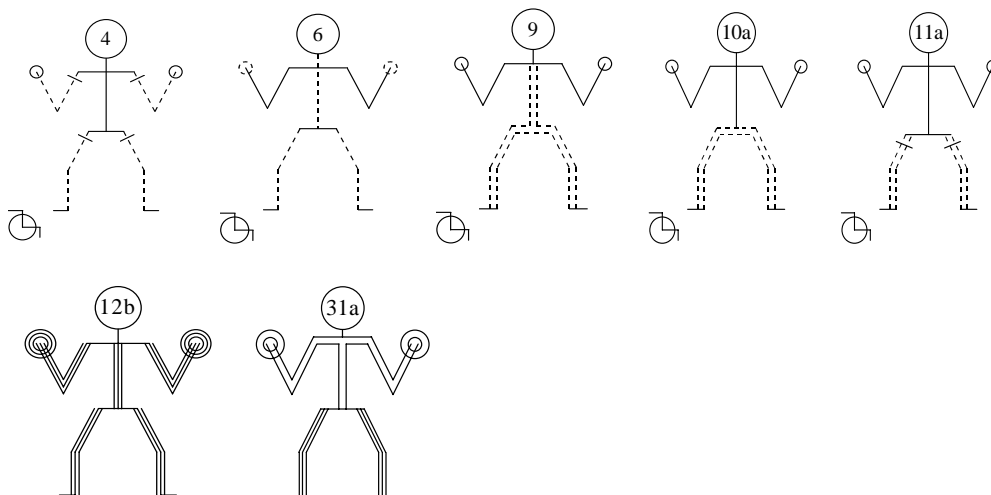
V	Not eligible	29, 30, 37b, 42, 48
---	--------------	---------------------

2. Graphical Representation of Grades

*GRADE 1a*

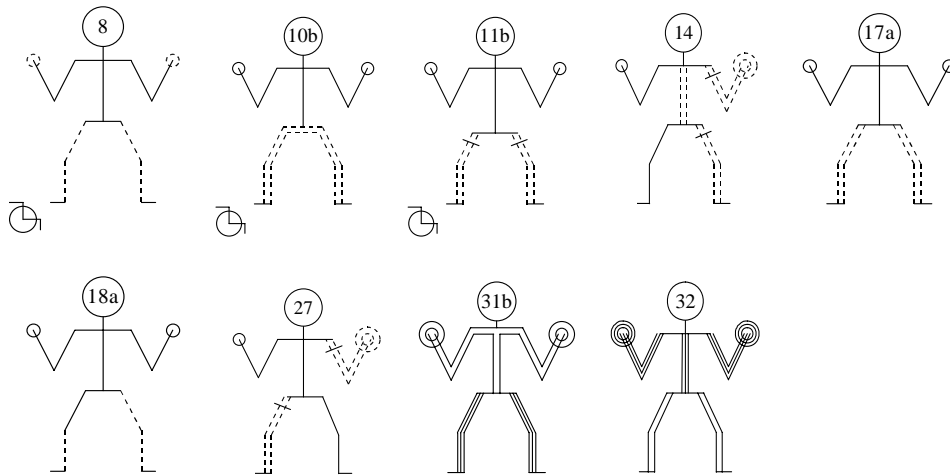


*GRADE 1b*

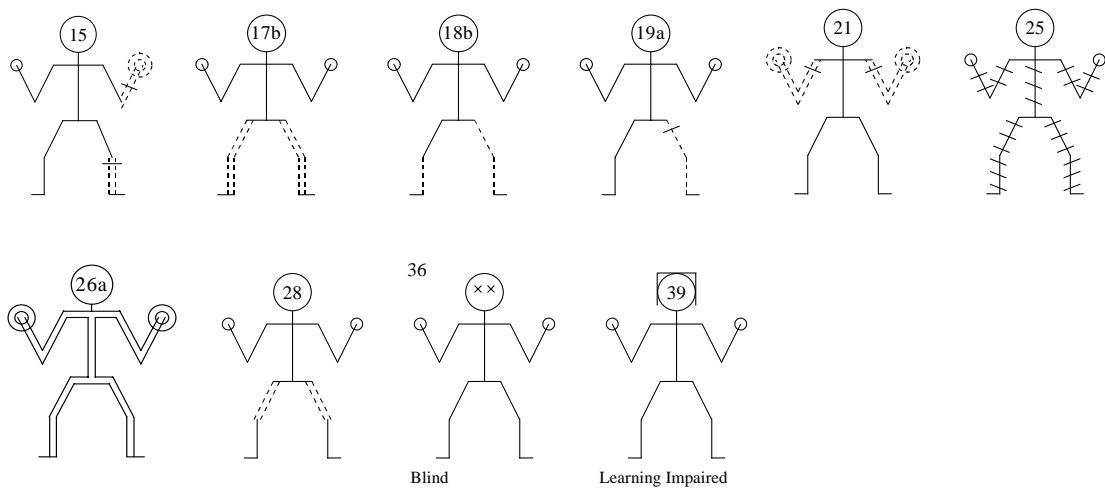


— Normal function or minimal disadvantage	+ Absence of limb	=== Paresis or incoordinate
- - - Paresis	≡ Incoordinate	≡≡≡ Deformity
	≡≡≡ Severely incoordinate	♿ Wheelchair user

GRADE II

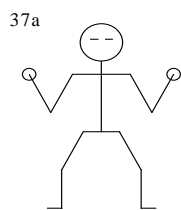
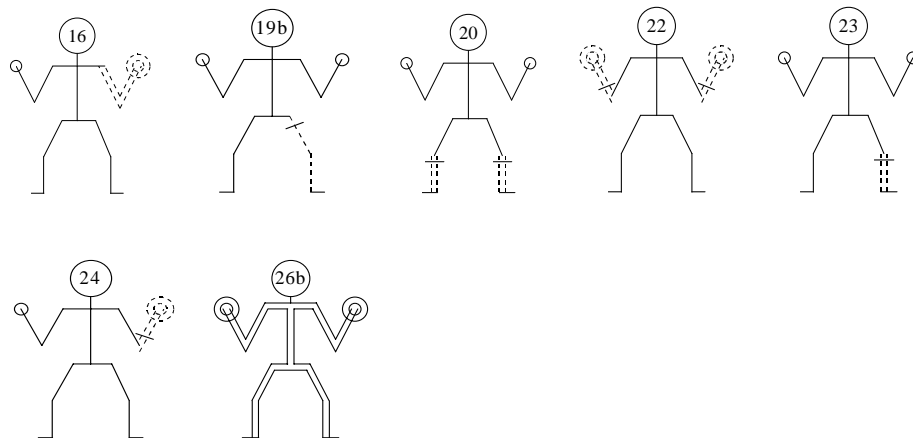


GRADE III



GRADE IV





Partially Sighted

—	Normal function or minimal disadvantage	⊥	Absence of limb	≡≡≡	Paresis or incoordinate
---	Paresis	≡≡	Incoordinate	≧≧≧	Deformity
		≡≡≡	Severely incoordinate	♿	Wheelchair user

## CARRIAGE DRIVING FOR PEOPLE WITH DISABILITIES

### 1. Grades and Profiles

GRADE	PROFILES
CD I	1, 2, 3, 4, 5, 6, 7, 9, 10, 12, 13, 14, 21, 26a, 31

Wheelchair users with poor trunk balance and impairment in upper limbs, or those who are able to walk but with impairment of function in all four limbs, or those with severe arm impairment only.

-----

CD II	8, , 11, 15, 16, 17, 18, 19, 22,25, 26b,27, 28
-------	--

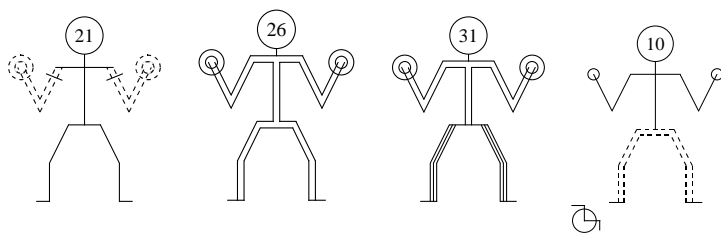
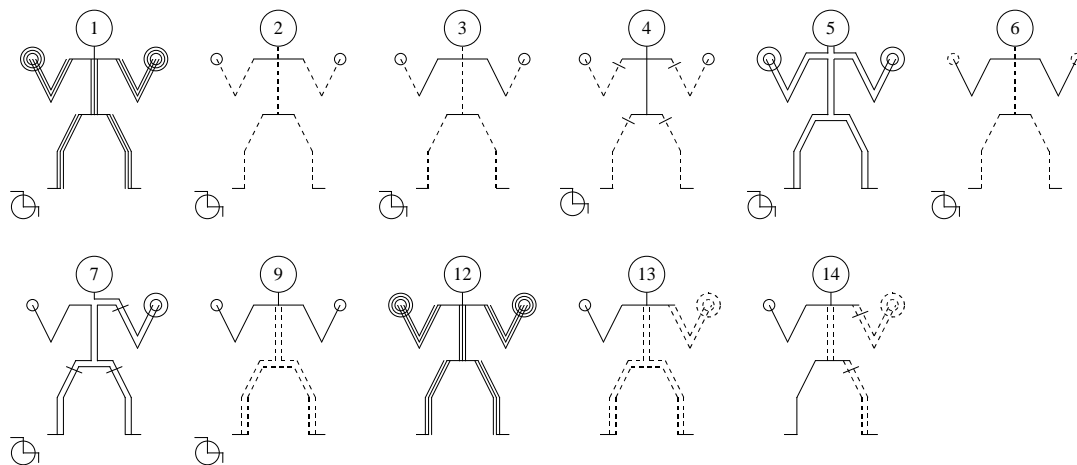
Those with less impairment than Grade I, yet are functionally disadvantaged against able bodied drivers.

-----

Not eligible for international competition	20, 23, 24, 29, 30, 36, 37a, 37b, 38, 39, 42, 48
--	--

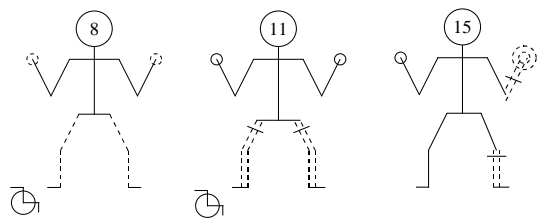
### 2. Graphical Representation of Grades


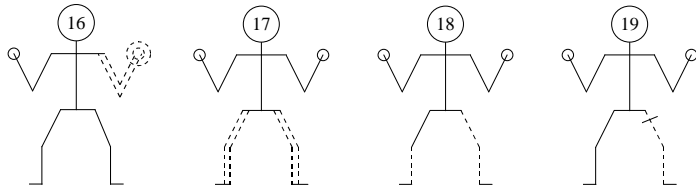
GRADE CD I



— Normal function or minimal disadvantage	⊥ Absence of limb	≡≡≡ Paresis or incoordinate
- - - Paresis	≡≡ Incoordinate	⋈⋈⋈ Deformity
	≡≡≡ Severely incoordinate	♿ Wheelchair user



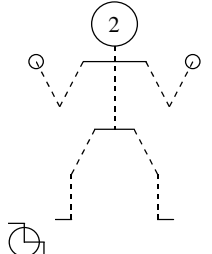

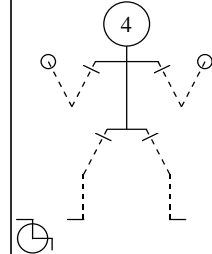

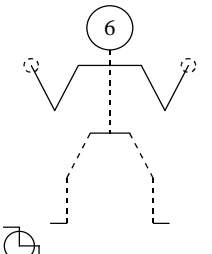

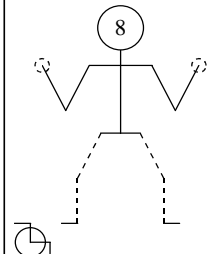






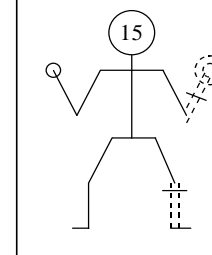


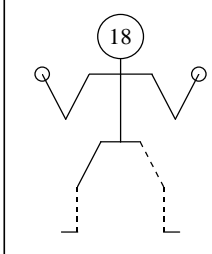
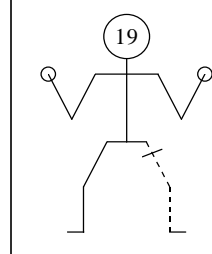
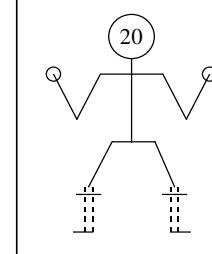
























GRADE CD II


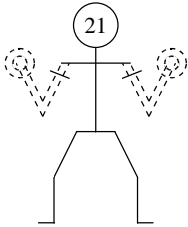

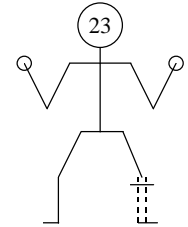



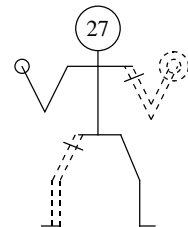
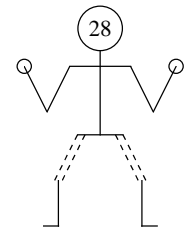
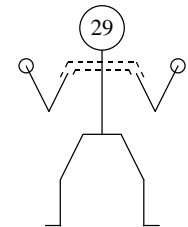
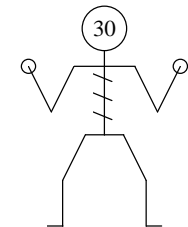
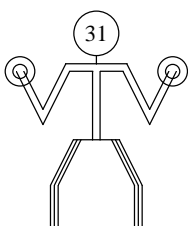
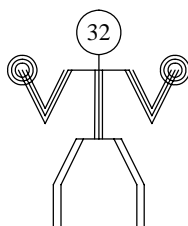





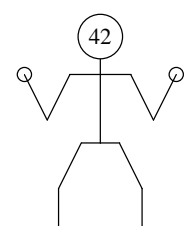
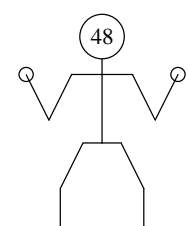



























—	Normal function or minimal disadvantage	⊥	Absence of limb	---	Paresis or incoordinate
- - -	Paresis	≡	Incoordinate	⋈	Deformity
		≡≡	Severely incoordinate	♿	Wheelchair user

For further details see Para Equestrian Classification Manual 2006

	<h2>A Graphical Representation</h2>											
												
												
												
												
<table style="width: 100%; border: none;"> <tr> <td style="width: 25%;"> Normal function or minimal disadvantage</td> <td style="width: 25%;"> Absence of limb</td> <td style="width: 25%;"> Severely Incoordinate</td> <td style="width: 25%;"> Deformity</td> </tr> <tr> <td> Paresis</td> <td> Incoordinate</td> <td> Paresis or incoordinate</td> <td> Wheelchair user</td> </tr> </table>					 Normal function or minimal disadvantage	 Absence of limb	 Severely Incoordinate	 Deformity	 Paresis	 Incoordinate	 Paresis or incoordinate	 Wheelchair user
 Normal function or minimal disadvantage	 Absence of limb	 Severely Incoordinate	 Deformity									
 Paresis	 Incoordinate	 Paresis or incoordinate	 Wheelchair user									

		<h2>A Graphical Representation</h2>										
												
												
		<p>36</p>  <p>Blind</p>	<p>37a</p>  <p>Partially Sighted</p>	<p>37b</p>  <p>Partially Sighted</p>								
<p>38</p>  <p>Deaf</p>	 <p>Learning Impaired</p>											
<table border="0"> <tr> <td> Normal function or minimal disadvantage</td> <td> Absence of limb</td> <td> Severely Incoordinate</td> <td> Deformity</td> </tr> <tr> <td> Paresis</td> <td> Incoordinate</td> <td> Paresis or incoordinate</td> <td></td> </tr> </table>					 Normal function or minimal disadvantage	 Absence of limb	 Severely Incoordinate	 Deformity	 Paresis	 Incoordinate	 Paresis or incoordinate	
 Normal function or minimal disadvantage	 Absence of limb	 Severely Incoordinate	 Deformity									
 Paresis	 Incoordinate	 Paresis or incoordinate	